

Under the Sea










Letter DRAW

and **COVER:** A-M

Name: _____

Cut out the letter squares on the next page, or use magnet letters from the classroom.

Students will draw a letter, name it, and stamp it! (Using a dot marker.)



Under the Sea






Letter DRAW

and **COVER:** N-Z

Name: _____

Cut out the letter squares on the next page, or use magnet letters from the classroom.

Students will draw a letter, name it, and cover it using a counter.

















Letter DRAW

and **COVER:** A-M

Name: _____

Cut out the letter squares on the next page, or use magnet letters from the classroom. Students will draw a letter, name it, and stamp it! (Using a dot marker.)



Letter DRAW

and **COVER:** N-Z

Name: _____

Cut out the letter squares on the next page, or use magnet letters from the classroom.

Students will draw a letter, name it, and cover it using a counter.

